NEW

WD385U-EST
XD365U-EST

WIDE WXGA





Ultrashort-throw Projection | Brilliant Color™ | Interactive Function | 10W Speaker | USB/LAN Display | Remote Desktop
Stand-by Audio | Audio Mix | PC less Presentation | Visual PA | Direct Power Off | Long-life Lamp
Low Stand-by Power | Top Loading Lamp | LAN (RJ-45) | HDMI | Closed Caption | Low Fan Noise

Picture Performance / Presentation / User-friendly

PICTURE BY DLP TEXAS INSTRUMENTS

DLP 3-D READY

HDMI HIGH DEFINITION MULTIMEDIA INTERFACE

Input and Output Terminals

(WD385U-EST/XD365U-EST)



1. Audio output
2. Audio input
3. S-Video/Video
4. Serial RS-232C
5. Monitor output
6. PC/Component video input
7. HDMI
8. Mini-USB
9. USB (type-A/B)
10. LAN (RJ-45)

Specifications

Model	WD385U-EST	XD365U-EST
Display technology	0.65" 1-chip DMD	0.55" 1-chip DMD
Resolution	1280 × 800 (Total 1,024,000 pixels)	1024 × 768 (Total 786,432 pixels)
Brightness	2800lm	2500lm
Contrast ratio	3000 : 1	
Picture size	70" – 180" (1280 × 800)	60" – 150" (1024 × 768)
Throw ratio	0.375	0.469
Source lamp	Normal mode: 230W (Shut-off Time: 3000hr), Low mode: 190W (Shut-off Time: 6000hr)	
Computer compatibility	640 × 480 (Expanded) – 1280 × 800 (Real) – 1600 × 1200 (Compressed), 1080p (Compressed) Sync on Green available	640 × 480 (Expanded) – 1024 × 768 (Real) – 1600 × 1200 (Compressed), 1080p (Compressed) Sync on Green available
Video compatibility	NTSC / NTSC 4.43 / PAL (including PAL-M, N) / SECAM / PAL-60 component video; 480i/p (525i/p), 576i/p (625i/p), 720p (750p), 1080i/p (1125i/p 60Hz) 1080i/p (1125i/p 50Hz)	
Input terminals	RGB; mini D-sub 15pin × 2 Audio; stereo mini jack (ϕ3.5mm) × 2 (one for PC1, the other for PC2) Video; RCA × 1 + S-VIDEO × 1 Digital; HDMI × 1 Video audio; RCA jack (L/R) × 1	
Output terminals	RGB; mini D-sub 15pin × 1 Audio; stereo mini jack (ϕ3.5mm) × 1	
Communication terminals	SERIAL; mini D-sub 9pin × 1 (RS232C) LAN (RJ-45); × 1 (projector control, LAN display) USB type-A; wireless display, Computer-free presentation (PC less presentation) USB type-B; USB display	
Audio speaker	10W mono	
Dimensions (W × H × D)	325 × 113 × 258 mm	
Weight	4.1 kg (9.0 lbs)	
Power requirements	100 - 240VAC, 50/60Hz	
Optional lamp	VLT-XD560LP	

• Compliant with ISO21118-2005

Varies depending on conditions:

•Lamp life specification is an estimate based on verification under proper conditions and is not the duration of the warranty. Lamp will shut-off automatically when usage reachee the specified estimated maximum lamp hours. Service life may vary widely depending on usage and operating environment and conditions, as well as users' adherence to the maintenance and cleaning procedures provided in the user manual.

•HDMI, the HDMI logo, and High-Definition Multimedia Interface are trademarks or registered trademarks of HDMI Licensing LLC in the United States and other countries.

•All brand names and product names are trademarks, registered trademarks or trade names of their respective holders.

Interactive pen

Type	Interactive pen
Battery	Non-rechargeble AAA batteries (R03 or LR03) × 2
Button	4-key: Left button, Right button, Pairing button, Power switch + Penpoint button (Left button)
LED	2 LED (Red/Green): battery indicator, link indicator
RF	CC2500: 2.4GHz (2400-2483.5MHz)
Power consumption	P-ON: 120mW
Weight	48g 70g (with battery)
Dimensions (Length × Width × Height)	201mm × 22.5mm × 22mm (not including protrusions)
Accessories	USB cable User manual AAA batteries (R03 or LR03) × 2 Strap

All contents are subject to change without notice.
The above figures are approximate and may be slightly different from the actual measurements.

Screen Size and Projection Distance

Side view

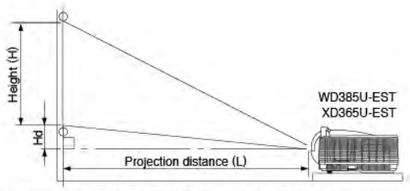

The above numbers are approximate, and may be slightly different from the actual measurements.

Screen size chart (WD385U-EST)

Screen (16 : 10) Diagonal size		Width (W)		Height (H)		Distance from screen (L)		Height of projected image (Hd)	
inch	cm	inch	cm	inch	cm	inch	m	inch	cm
70	178	59	151	37	94	22	0.56	4.6	12
80	203	68	172	42	108	25	0.64	5.3	13
100	254	85	215	53	135	32	0.82	6.6	17
120	305	102	258	64	162	39	0.99	7.9	20
150	381	127	323	79	202	49	1.25	9.9	25
180	457	153	388	95	242	60	1.51	11.9	30

Screen size chart (XD365U-EST)

Screen (4 : 3) Diagonal size		Width (W)		Height (H)		Distance from screen (L)		Height of projected image (Hd)	
inch	cm	inch	cm	inch	cm	inch	m	inch	cm
60	152	48	122	36	91	22	0.56	5.4	14
80	203	64	163	48	122	30	0.77	7.2	18
100	254	80	203	60	152	38	0.97	9.0	23
120	305	96	244	72	183	46	1.18	10.8	27
150	381	120	305	90	229	58	1.49	13.5	34

eco Changes for a greener tomorrow

Eco Changes is the Mitsubishi Electric Group's environmental statement, and expresses the Group's stance on environmental management. Through a wide range of businesses, we are helping contribute to the realization of a sustainable society.

MITSUBISHI ELECTRIC CORPORATION

三菱電機菱電空調・影像設備(香港)有限公司

▌辦 事 處：香港北角電氣道169號7樓　　電話：852 2510 1505
▌維修服務：英涌打磚坪街26-38號成功中心24樓　　電話：852 2427 8484
網址：www.mitsubishi-ryoden.com.hk

Specifications are subject to change without notice.

MITSUBISHI ELECTRIC

Changes for the Better

MULTIMEDIA DATA/VIDEO PROJECTORS

Welcome to a New Level of Interactive Communication

Next-generation Short-throw Lens Projectors





NEW

WD385U-EST
XD365U-EST

WIDE WXGA

人も地球も、気持ちよく。

ユニ&エコ Universal design & Ecology

At the Forefront of Classroom Education

Mitsubishi Electric's WD385U-EST and XD365U-EST projectors have the world's shortest focal distance* and are equipped with a feature that revolutionizes visual interactive communication, interactive pens. In addition to performing the functions of a conventional mouse, the pens can be used to draw and write on the projector screen. Even in classrooms with limited space, our short-throw lenses secure the our short-throw lenses attract the audience's attention with large images and striking impact.
This visual communications solution from Mitsubishi Electric further expands application possibilities, creating a level of interactivity that can bring projector usage to the forefront of classroom education.

*Units not equipped with mirrors
Note: Data researched by Mitsubishi Electric in August 2011.





NEW WD385U-EST WIDE
XD365U-EST

Reliable, User-friendly Interactive Pen

- Pen is equipped with a gyro-sensor to ensure highly stable operation, even when used at a distance
- Write on projection screen without touching it using the Air Mouse function
- Use both pens simultaneously in Dual Pen mode



No Special Interactive Board Required

Simply use the accompanying interactive pens to draw, write and perform the functions of a computer mouse on the projection screen.

All required software is pre-installed. Multiple pens can be used to write on projected images such as those of PowerPoint slides and educational software, thereby enabling truly interactive communication to develop between teachers and students. In addition, position coordinate data is pre-installed in the projector, allowing immediate use without having to perform the calibraton task of setting coordinate axes.



Dual Pen mode



Extremely stable operation even at a distance

Ecology

Estimated 6000-hour lamp life (in Low mode)

A longer service life for the projection lamp has been achieved by incorporating an optimal design for lamp temperature control. Benefits include substantial reductions in projector operating cost and the labor required for changing the lamp.

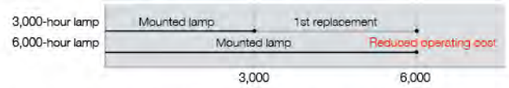

•Lamp life specification is an estimate based on verification under proper conditions and is not the duration of the warranty. Lamp will shut-off automatically when usage reaches the specified estimated maximum lamp hours. Service life may vary widely depending on usage and operating environment and conditions, as well as users' adherence to the maintenance and cleaning procedures provided in the user's manual.

Auto Power Off

If no image signal is output for a predetermined period of time*, power is automatically turned off, realizing energy savings by reducing needless power consumption.

*Time preset by user

Stand-by Wattage under 0.5W*

Stand-by (low) mode power consumption is less than 0.5W, offering increased energy savings and further contributing to environmental preservation.

*When in stand-by (low) mode. At this time, use of the LAN function, RS-232C output is not possible.

Presentation

World Shortest* Focal Distance – 0.375 Throw Ratio (WD385U-EST)

*Units not equipped with mirrors *XD365U-EST throw ratio: 0.469
Note: Data researched by Mitsubishi Electric in August 2011.
Utilizing a large-diameter lens and optimal optical engine design, the shortest focal distance (throw ratio: 0.375) in the industry has been achieved. Even if the teacher or presenter must move in front of the projected image, they are neither blinded nor disturbed by projector light, enabling them to maintain eye contact with the audience at all times.

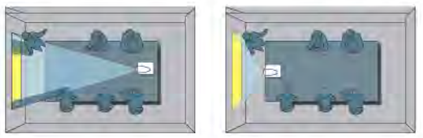

2800lm* High Brightness (WD385U-EST)

*XD365U-EST: 2500lm
The high 2800lm brightness (2500lm for XGA models) helps to ensure presentation images are clearly seen without lowering the light in the room.

3000:1 High Contrast

Dark chip3 is introduced to the DLP™ chip line-up. Stray-light processing has been optimized for the optical system, achieving a high contrast of 3000:1. This makes it possible to reproduce sharp, vivid images in which sentences and other characters can be easily read.

3D READY – Enjoy the future today

Experience the impact and allure of 3D images. The 3D video content must be in field sequential format and special electronic shutter glasses are required.

User-friendly

Quiet 28dB Operation

Projection fan noise can be distracting during a presentation or videoconference. The WD385U-EST and XD365U-EST projectors operate at a significantly low noise level of only 28dB (i.e., in "low lamp" mode). As a result, presentations and conferences can be held without distracting projector noise in the background.

Top-loading lamp for easier maintenance

Network

USB Display/LAN Display

To use the projector to reproduce images from a computer, a USB cable, LAN cable or commercially available wireless dongle can be used. For displaying images via a LAN, up to four computers can be connected to one projector. The projection screen can be divided into quarters, reproducing all computer screens simultaneously.

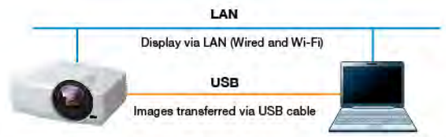

Notes:
1) Only one optional USB Type-A port from a computer can be directly connected to a projector. Multiple connections using a USB hub is not possible.
2) For displaying images via a LAN, network settings are required.
3) Not all USB dongles are compatible.

Remote Desktop

When using the LAN Display function, a USB mouse or USB keyboard can be connected to the projector enabling direct access to a computer utilizing the Internet or other application.

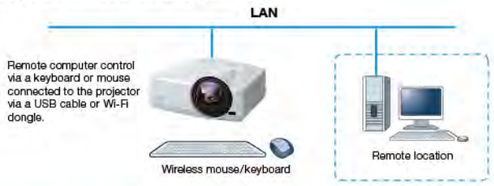

Computer-free Presentation (PC less presentation) [PtG file/JPEG Viewer]

Using "PtG Converter", PowerPoint files can be converted into a special format and saved on a USB storage device. When the USB device is connected to the projector, users can replay slideshows or animation effects using only the projector.

Note: The types of slideshows and animation effects that can be replayed are limited.

JPEG files saved on a USB storage device can be projected in slideshow style.

Note: Only compatible with JPEG files.

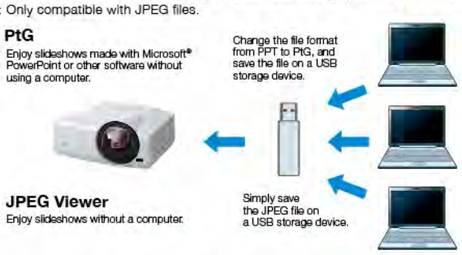

Simultaneous Message Display (Visual PA)

Network Connectivity

CRESTRON AMX

Audio

Excellent Sound Projection (10W Speaker+Audio Mix)

Using the "Audio Mix" feature and wireless microphone sold separately, the presenter's voice is reproduced loud and clear in real time.

Stand-by Audio

Even when the power to the projector is turned off, when an external audio device such as a DVD is connected, the projector speaker can be used as an audio speaker.



The 10W speaker can be used when the projector is in stand-by mode.

Audio Pass-through

Even when the power to the projector is turned off, when an external audio device such as a DVD or separate speaker is connected, the projector can be used as an amplifier.



In addition, audio can be output when the projector is in stand-by mode, using the projector as an amplifier.